



#UnifiedRocks Teacher guide

Purpose – by 2021 communities are 'Unified' and being led by young people and schools to be more inclusive, aware and reflective of their contribution to creating a unified society. The project will raise awareness of the Unified programme, Special Olympics GB generally and also create a step towards a Unified Generation of young people.

For schools, the #UnifiedRocks project provides a great opportunity to demonstrate your commitment to being a socially inclusive school by:

- Celebrating equality of opportunity and recognition of diversity through involving all pupils
- Supporting pupils personal development by increasing sense of belonging, promoting empathy, respect and trust; and extending experiences and skills
- Ensure the needs of all pupils are recognised and support is provided to develop skills and qualities.

What's needed:

- Rocks
- Pens/pencils/paint/stickers etc to decorate
- Social media account
- Place to hide the rocks, e.g. school field, community park etc.

Teacher's roles:

- Support and help when designing
- Support and help with inclusive stories
- Gain support from parents and guardians
- Promoting the project

What to do

1. Send out information to parents
2. Get rocks
3. Help students design rocks
4. Help students customise the rocks
5. Help the students hide the rocks
6. Help the students find other rocks
7. Encourage whole school and whole community involvement by creating case studies and stories from a school or individual pupil perspective giving detail of when and how being Unified has "rocked" – can be included with the social media posts and promoted through assemblies etc.

Special Olympics
Great Britain








How to do it

1. Design your rock with a picture or word that represents what inclusion means to you
2. Hide your rock in communities and in your school
3. Keep an eye out for rocks



4. When you find a unified rock take a photo to post on social media tagging Special Olympics GB, use the **#UnifiedRocks**
 5. To your post, add your experience with inclusion and Special Olympic GB to your post
-  @SpecialOlympicsGB
 @SOGreatBritain
6. Now create your own rock and hide it somewhere new



Further information

 info@sogb.org.uk  020 7247 8891

Special Olympics
Great Britain

